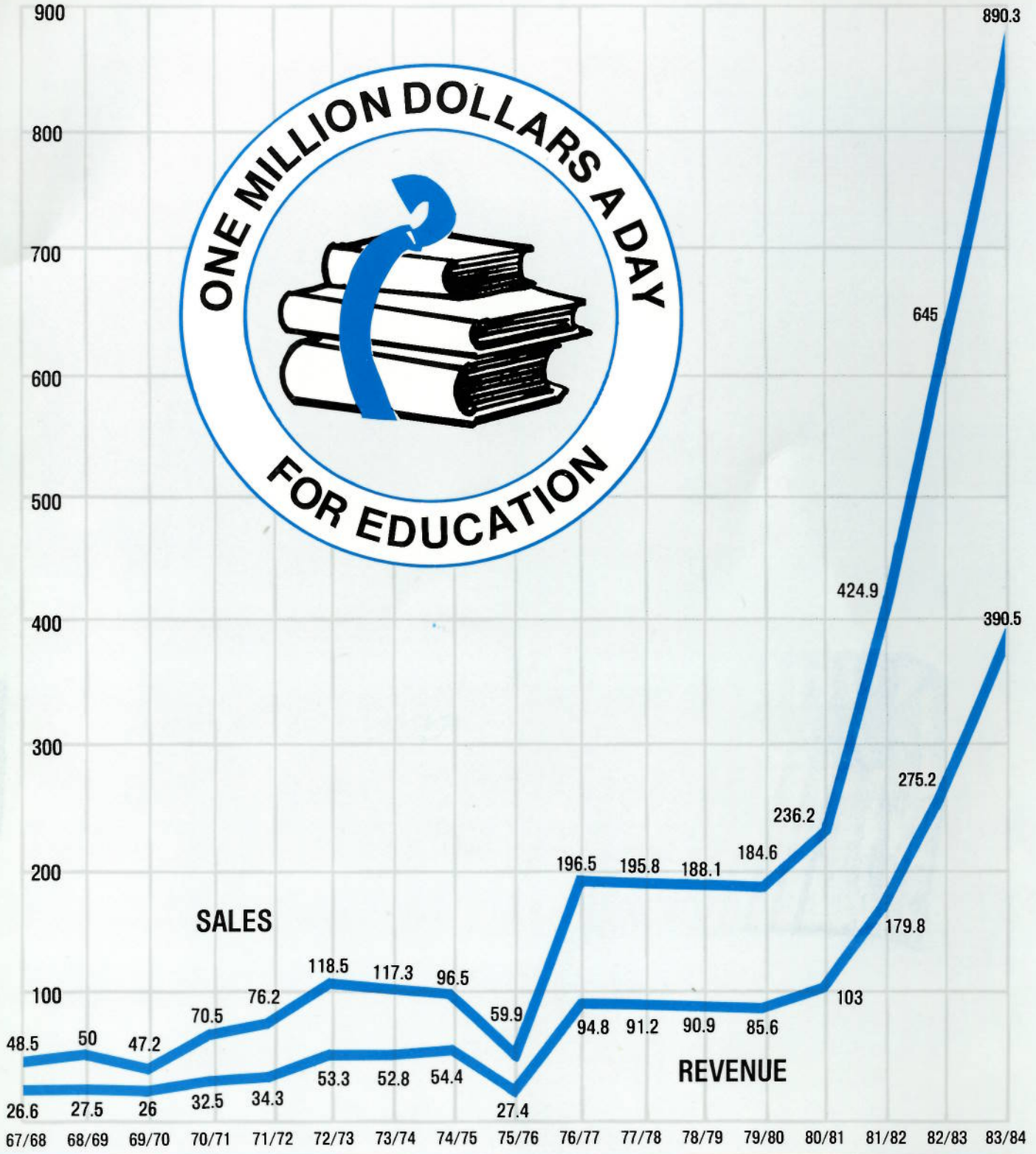


MILLIONS OF DOLLARS



ANNUAL
REPORT
1983-84



THE NEW YORK STATE LOTTERY
SWAN STREET BUILDING
EMPIRE STATE PLAZA
ALBANY, NEW YORK 12223

JOHN D. QUINN
DIRECTOR

October 10, 1984


The Honorable Roderick Chu
Commissioner, New York State Department of Taxation and Finance
Executive Bureau
State Campus
Tax and Finance Building
Albany, New York 12227

Dear Commissioner Chu:

In accordance with the provisions of subdivision c of section 1604 of the tax law, I am pleased to submit herewith a copy of the annual report of the Division of the Lottery for fiscal year 1983-84.

The information in this report will provide the "summary of Lottery revenues, prize disbursements and other expenses," for fiscal year 1983-84 required in your report to the Governor and Legislature as specified in the above statute.

Sincerely,


John D. Quinn
Director



Director John D. Quinn



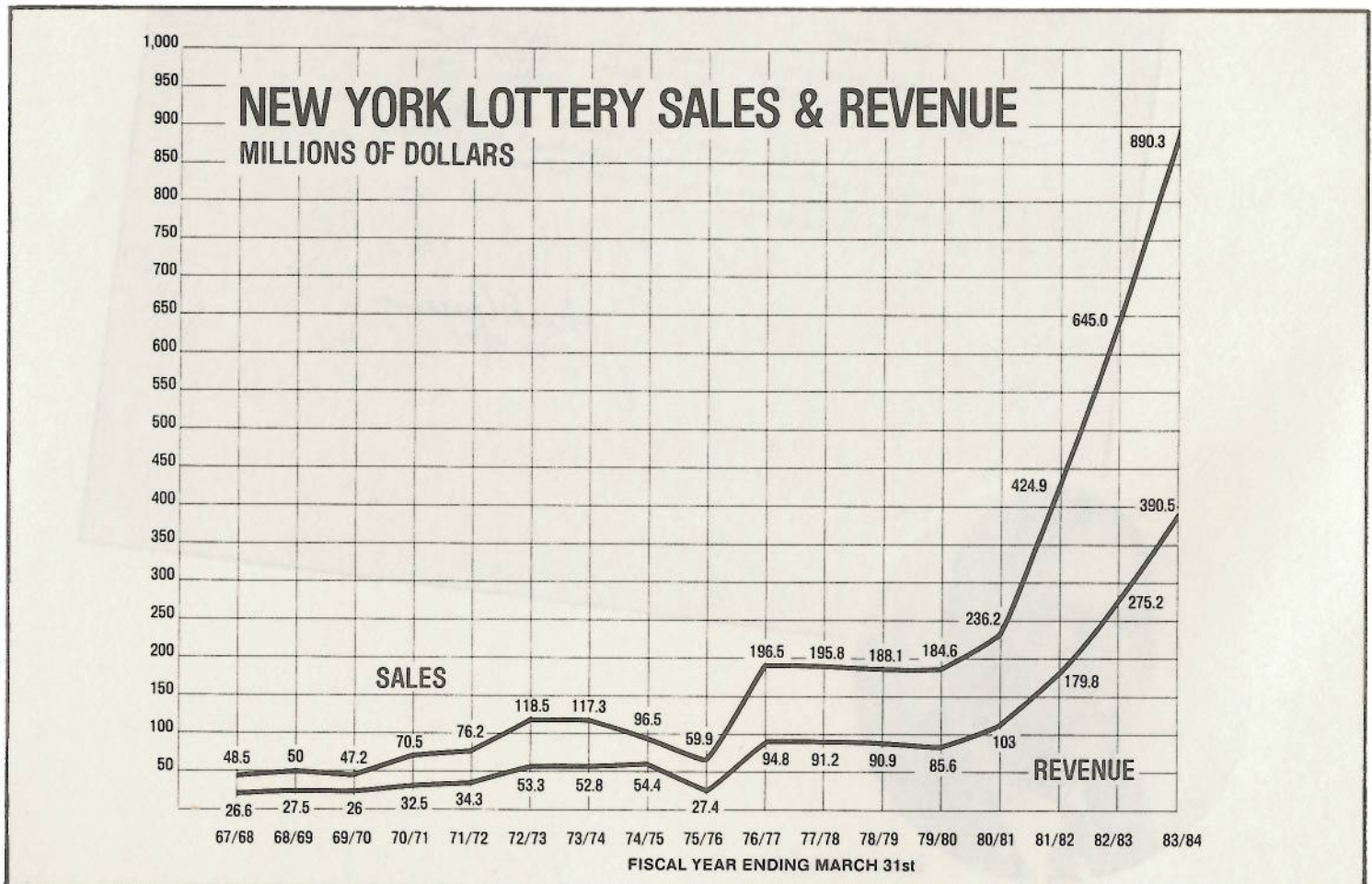
The Lottery 1976-1984

In Fiscal 1983-84, New York's Lottery reached a milestone. It earned more than one million dollars a day for the support of local education.

Equally important is the expectation that Lottery earnings which help fund the State's share of aid to the more than 700 local school districts will continue to grow even larger in the years ahead. The \$390.5 million earned in Fiscal 1983-84 resulted from record sales of \$890.3 million. In 1984-85, sales are expected to maintain the upward momentum to a new plateau of more than one billion dollars.

The mission of New York's Lottery is to raise revenue for the support of local education. There is a special satisfaction in knowing that it is an important part of the State's aid to elementary and secondary schools. It is money that is provided without taxing our citizens and in that sense is some relief to the general problem of funding education in New York State. In Fiscal 1983-84, Lottery earnings represented 8 percent of the State's total aid to local education, up from 6 percent in Fiscal 1982-83.

The Lottery resumed sales in September 1976, and since then it has sold \$2.96 billion in Lottery tickets and has earned more than \$1.311 billion for the State.



The success of the Lottery is shared by many, across a wide and diverse spectrum of both the public and private sectors. Education has benefited by more than \$1 billion from Lottery earnings; more than 12,000 businesses (many of them small businesses or "mom and pop" stores which sell Lottery tickets) have earned more than \$178 million in commissions; private contractors, banks and distributors who employ several hundred workers, have earned \$111.1 million in fees. Millions of New Yorkers have won prizes valued at more than \$1.5 billion, including annuity interest on their multi-million dollar awards. The number of persons who have won prizes of one million dollars or more reached 203. One woman has won \$10.25 million; one man has won \$7.3 million, and four others have won \$5 million each.

The history of the Lottery in New York State can be divided into two distinct eras, the "old" lottery, from the first day of sales on June 1, 1967, through October 22, 1975, and the reconstituted or "new" Lottery, from its first day of sales on September 8, 1976, through the end of Fiscal Year 1983-84, on March 31, 1984.

From June 1, 1967, through the end of the 1983-84 fiscal year, sales and revenues were as follows:

	SALES	REVENUES
6/67-10/75	\$684,630,000	\$334,887,000
9/76-3/84	<u>\$2,961,400,000</u>	<u>\$1,311,000,000</u>
TOTAL	\$3,646,030,000	\$1,645,887,000

NEW LOTTERY SALES/REVENUE BY FISCAL YEAR

(MILLIONS OF DOLLARS)

YEAR	SALES	+ OR - PREVIOUS YEAR	REVENUE	+ OR - PREVIOUS YEAR	CUM. SALES	CUM. REVENUE
76-77	196.5	—	94.8	—	196.5	94.8
77-78	195.8	-.3%	91.2	-3.8%	392.3	186
78-79	188.1	-3.9%	90.9	-.3%	580.4	276.9
79-80	184.6	-1.8%	85.6	-5.8%	765	362.5
80-81	236.2	+27.9%	103	+20.3%	1001.2	465.5
81-82	424.9	+79.8%	179.8	+74.6%	1426.1	645.3
82-83	645	+51.8%	275.2	+53.1%	2071.1	920.5
83-84	890.3	+38%	390.5	+41.9%	2961.4	1311

Aid to Education

The mission of the New York State Lottery is to earn revenue for the benefit of education in New York State



New York's Lottery passed the one billion dollar mark in its earning for education during Fiscal 1983-84, raising its total earnings for the State to \$1,311,000,000 since it resumed sales on September 8, 1976.

There have been only two exceptions since September 1976 where revenue realized by the sale of Lottery tickets was not used for the support of local education. The first was in Fiscal 1976-77 when special legislation was enacted authorizing \$90.7 million of Lottery proceeds go to help balance the State budget. The second came with the Olympic Lottery when another special law authorized that \$4 million (including interest) earned from that Lottery in Fiscal 1978-80 go to the Winter Olympic Trust Fund to support winter sports education and physical fitness in New York State.

The \$390.5 million earned in Fiscal 1983-84 brought the total to \$1,311,000,000 realized for New York State. Noting the exceptions, the Lottery has earned \$1,216,340,000 for education alone since 1976.

The \$390.5 million raised by the Lottery represents 8 percent of the State's aid to education paid to the more than 700 local school districts in Fiscal 1983-84. This represents an increase of 33.3 percent over the 6 percent Lottery aid represented in Fiscal 1982-83 and almost 100 percent over the 4.2 percent of 1981-82.

Presently, 45 percent of LOTTO and Instant Game sales and 35 percent of the Daily Numbers-Win/4 sales go to the support of education.

Lottery aid to local school districts is based on the formula used by the State Education Department to allocate regular State assistance. The formula includes such factors as local school district pupil population, grade level of the pupils, special student needs and full value of property within the district. It is paid to the school districts in three installments in early September, October and November. The balance of the State's aid payments for these months is paid to the district by the 15th of the month. This procedure was developed to assist local school districts with their cash flow needs at the beginning of the school year.

Lottery aid payments made in Fiscal 1983-84 are listed by county at the right. A complete list of the Lottery aid payments made to the more than 700 local school districts between 1977 and 1984 is available by request from the Lottery. Mail requests should be addressed to the New York Lottery, Public Relations Unit, Empire State Plaza, Albany, New York 12223.

DISTRIBUTION OF NEW YORK LOTTERY REVENUES

	INSTANT/LOTTO	DAILY NUMBERS/WIN-4
Education	45%	35%
Prizes	40%	50%
Administration . .	15%	15%
	100%	100%

COUNTY	DISTRIBUTION	CUMULATIVE
	FY 1983-84	DISTRIBUTION
	APRIL 1, 1983 - MARCH 31, 1984	APRIL 1, 1977 - MARCH 31, 1984
ALBANY	\$3,989,811.46	\$14,512,673.43
ALLEGANY	1,785,050.03	5,825,885.35
BROOME	5,664,569.29	20,428,549.85
CATTARAUGUS	3,354,034.97	10,888,224.26
CAYUGA	2,438,647.47	8,052,372.84
CHAUTAUQUA	4,383,801.06	14,682,835.64
CHEMUNG	2,656,888.15	8,957,439.25
CHENANGO	2,176,811.52	6,967,639.85
CLINTON	2,631,469.87	8,945,751.13
COLUMBIA	1,378,319.77	4,525,478.81
CORTLAND	1,501,396.69	4,825,275.71
DELAWARE	1,200,649.97	3,902,075.35
DUTCHESS	5,997,066.33	19,912,155.30
ERIE	23,350,262.86	79,320,765.09
ESSEX	608,588.60	2,191,853.24
FRANKLIN	1,638,449.84	5,633,260.35
FULTON	1,880,437.56	6,041,304.97
GENESEE	1,980,091.57	6,550,631.71
GREENE	759,562.85	2,530,764.89
HAMILTON	4,115.00	32,620.00
HERKIMER	2,355,604.74	7,733,283.92
JEFFERSON	2,938,216.42	9,871,992.79
LEWIS	984,570.74	3,332,392.12
LIVINGSTON	1,743,190.24	5,630,944.22
MADISON	2,453,347.19	8,195,221.38
MONROE	14,975,827.30	49,996,331.27
MONTGOMERY	1,477,591.22	4,878,839.56
NASSAU	20,357,184.78	69,729,282.57
NEW YORK CITY	114,774,040.59	354,227,909.29
NIAGARA	6,290,639.00	21,477,052.63
ONEIDA	7,723,982.27	26,067,268.57
ONONDAGA	11,912,515.41	40,524,786.65
ONTARIO	2,599,670.62	8,635,437.11
ORANGE	8,447,828.58	26,098,741.51
ORLEANS	1,617,284.07	5,208,484.31
OSWEGO	3,976,738.04	12,410,971.61
OTSEGO	1,479,064.87	4,892,836.32
PUTNAM	1,983,269.67	6,346,261.98
RENSSELAER	4,453,748.19	14,355,859.91
ROCKLAND	5,364,567.33	18,095,191.19
ST. LAWRENCE	4,061,579.58	13,405,069.05
SARATOGA	5,717,749.31	18,597,332.13
SCHENECTADY	3,189,460.19	10,773,819.92
SCHOHARIE	913,235.94	2,973,742.86
SCHUYLER	554,437.61	1,802,751.40
SENECA	1,014,221.99	3,412,097.63
STEUBEN	3,738,387.59	12,273,059.88
SUFFOLK	42,804,333.50	137,171,231.93
SULLIVAN	871,901.84	2,892,175.67
TIOGA	2,005,550.41	6,634,924.24
TOMPKINS	1,810,697.97	5,938,301.71
ULSTER	3,493,723.05	11,432,330.62
WARREN	1,466,190.34	4,874,295.75
WASHINGTON	2,289,811.83	7,378,876.71
WAYNE	3,373,948.70	10,902,206.26
WESTCHESTER	8,905,115.80	32,368,981.83
WYOMING	1,068,875.31	3,599,274.52
YATES	411,524.14	1,488,694.95
TOTAL	<u>\$374,979,651.23</u>	<u>\$1,220,355,812.99</u>

Agents Earn \$178 Million

"The money I earn from Lottery tickets is the difference between success and failure for me. In all honesty, the commissions have enabled me to keep my head above water in difficult times and to make a success out of my business."

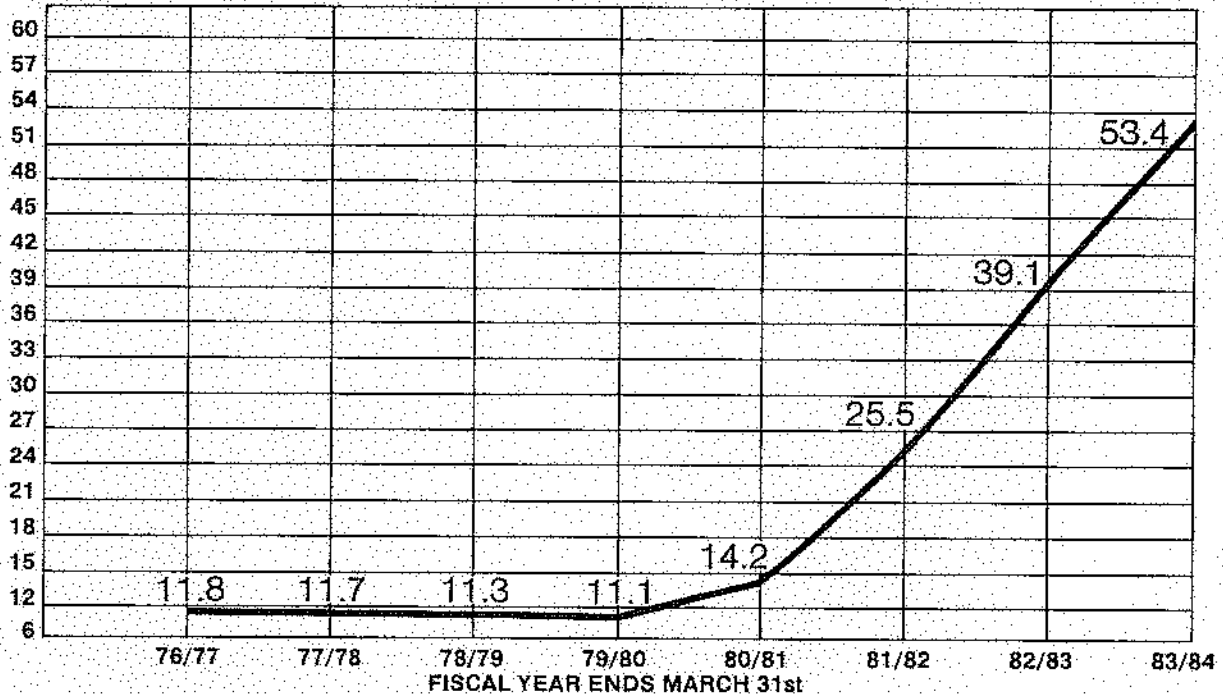
That is the candid comment of the owner of a "mom and pop" store, one of some 12,000 small businesses which handle Lottery products. Of the 12,000, about 2,500 are automated ticket sellers handling Daily Numbers, Win 4 and Lotto tickets. Many of the latter have earned more than \$60,000 since these automated games were placed on sale in September 1980.

Lottery ticket sellers earned more than \$53.4 million in commissions in Fiscal 1983-84, raising their earnings' totals to \$178,442,180 since tickets went on sale in September 1976. On average, each has earned about \$14,600 over this period of time. In Fiscal 1983-84, the average agent commissions earned were \$4,200.

Here's how the ticket sellers' commissions on Lottery tickets have grown over the years.

AGENT COMMISSIONS BY FISCAL YEAR

MILLIONS OF DOLLARS




New York Lottery's ticket sellers were taken "behind the scenes" during a series of Agent Seminars conducted across the State—in New York City, Long Island, Albany, Syracuse and Buffalo. Lottery representatives and representatives of game contractors, advertising agency and public relations firms shared a look at current Lottery operations and an outlook for the future.

Agents won prizes at the Seminar: Robert Egan of Mt. Vernon (lower left) and Mary Casalino of Elmont (right), won tickets to the New York Knicks basketball game, and Grace Oddo of Oakdale a TV set (lower right).



AGENT SEMINARS 1983-84





There are a lot of millionaires in this photo. Left to right: Lou Eisenberg of Brooklyn, first \$5 million winner; Andy Tegerides, Queens winner of \$5 million; Mrs. Lula Aaron, \$10.25 million winner and her husband, Robert, Queens, and five million dollar winner Curtis Sharp, Jr., of Newark, New Jersey.



Mrs. Lula Aaron and her husband, Robert, Queens, holding the LOTTO ticket Mrs. Aaron drew which won \$10.25 million.

MILLIONAIRE

1983-84 MILLIONAIRES

Wai-Man Chan	New York City	Anne Watkins	Brooklyn	Michael Lynch	Maspeth	Muriel Greenspon	New York City
Grace Falotico	Long Island City	Thomas Chan	New York City	Helen Crane	Upper Montclair, NJ	Nicholas DiCarlo	Bronx
Kenneth Mason	Hempstead	Ruth Schwartz	Woodmere	Vincent Coda	Sparrowbush	Kevin Jordan	Brooklyn
Garvasio Morales	Brooklyn	Mareida Diaz	Bronx	William LaCroix	Pelham	Agnes Murray	Selden
Pierina Pannoza	Millbrook	Jay Zwicker	Bronx	Harriet Aibel	Briarcliff Manor	Vincent Cipriani	Brooklyn
Hernando Espana	Woodside	William Dearborn, Jr.	N. Caldwell, NJ	Evelyn Aczedo	Brookside	Roger Reid	Brentwood
Isabel Yannaco	Whitestone	Anthony Restaino	Plainview	Edith Felder	Bronx	Frank Gallo	Glen Cove
Panagiotis Spyropoulos	New York City	Sherman Oakley	Brooklyn	Ingisar Al-Saygh	Staten Island	Albert LoFaro	Mahopac
Steve Sabella	Rego Park	Rudolph Romeo	Staten Island	Steven Dalman	Astoria	William McCormick	St. Albans
Isk-Mei Lopez	Brooklyn	Chester Tyrakowski	Syracuse	Bernard Rowinski, Jr.	Crugers	Yolanda Peraiva	Brooklyn
Vincent Pisani	Congers	Earl Williams	Buffalo	Dominick Zagarella	Cambria Heights	Peter Galloway	Bronxville
James Brown	Bronx	Marvin Revelis	Brooklyn	Marshall Gadsden	Jersey City, NJ	Nicklos Cirillo	Bronx
Thaddeus Burford	Bronx	Anna Martinez	Bronx	Elizabeth Buttino	Pearl River	Godfrey Chambers	Toms River, NJ
Leonard Peters	Brooklyn	Alberto Fernandez	Bronx	Armando Fusco	Lake Ronkonkoma	Lula Aaron	S. Ozone Park
Benasser Kassaoui	Forest Hills	Richard Lazzari	Tuckahoe	Jose Martinez	Perth Amboy, NJ	Frank Pitta	Westbury
Kathleen Flerthaler	Bainbridge	Cleve Saipe	New York City	Russell Roach	Flushing	Hipolito Rangel	Bronx
Tuenchai Potiticka	New York City	Mike Tremmel	Ridgewood	Solomon Mayer	Brooklyn	Michael Atiyeh	Merrick
Robert Kussman	Brooklyn	Joyce Rector	New York City	Edmund Fares	Monroe	Robert Cunningham	Dobbs Ferry
Jean Coddington	Cornwall	Sopora Davis	White Plains	Daniel DeMelo	Monroe	Harry Woolman	Brooklyn
Rose Maravec	Flushing	Floridaiz Garcia	Woodhaven	Kenneth Plaza	Staten Island	Michael Hearty	Elmford
Frank Believe	New Fairfield, CT	Phil Mangione	Nanuet	Jean Senat	Brooklyn	Blanca Daza	Northvale, NJ



and, Robert, proudly display
held for the March 17, 1984,
llion for her.

All the major media was on hand to record the winning of what was at the time
the largest Lottery prize won by a single individual — Mrs. Luia Aaron. Mrs. Aaron
won \$10.25 million in the March 17, 1984, LOTTO drawing.

WIVES



Millionaires all! — New York's Lottery millionaires hold their annual "Reunion" on September 13, 1983 — enjoying visits
to the New York Botanical Gardens, the New York Experience and dinner and dancing at the Rainbow Room.
Each year winners of prizes of one million dollars or more are invited by the Lottery to come together for a day
of fun and sharing as members of the exclusive "Lottery Millionaires of New York Club."

AUDITOR'S OPINION

The New York State Lottery:

We have examined the statements of assets and liabilities of New York State Lottery as of March 31, 1984 and 1983 and the related statements of revenue and revenue allocations for the years then ended. Our examinations were made in accordance with generally accepted auditing standards and, accordingly, included such tests of the accounting records and such other auditing procedures as we considered necessary in the circumstances.

In our opinion, such financial statements present fairly the assets and liabilities of the Lottery at March 31, 1984 and 1983 and the revenue and revenue allocations for the years then ended, in conformity with generally accepted accounting principles applied on a consistent basis.

Deloitte Haskins & Sells
June 21, 1984

Auditor's Report

STATEMENTS OF REVENUE AND REVENUE ALLOCATIONS FOR THE YEARS ENDED MARCH 31, 1984 and 1983 (In Thousands)

	NOTES	1984	1983
REVENUE:			
Ticket sales	1, 4, 8	\$890,276	\$644,967
Less:			
Vendor and distributor commissions	7, 8	(55,691)	(40,930)
Contractor fees	7, 8	(37,010)	(25,519)
Net revenue from ticket sales		797,575	578,518
Interest income	2	9,646	6,430
Other		112	—
NET REVENUE		\$807,333	\$584,948
REVENUE ALLOCATIONS:			
Prizes	1, 3, 5	\$392,002	\$284,552
Education	6	390,542	275,244
Administration	7	24,789	25,152
TOTAL REVENUE ALLOCATIONS		\$807,333	\$584,948

STATEMENTS OF ASSETS AND LIABILITIES MARCH 31, 1984 and 1983 (In Thousands)

	NOTES	1984	1983
ASSETS:			
Cash (including short-term cash investments)	2	\$ 62,600	\$38,407
Accounts receivable	8	38,449	27,399
Investments:	2		
U.S. Government-backed obligations (maturity value, \$199,178 less unamortized discount of \$115,872)		83,306	—
Long-term cash investments (maturity value, \$4,310 less unamortized discount of \$90)		4,220	—
TOTAL		\$188,575	\$65,806
LIABILITIES:			
Prizes:			
Allocation of accrued revenue		\$ 18,102	\$13,479
Unclaimed and future prizes	10	40,313	24,592
Long-term prize obligations of \$197,525 less unamortized discount of \$114,299	3, 10	83,226	—
		141,641	38,071
Education:			
Allocation of accrued revenue		17,411	11,678
Allocation of cash revenue payable	10	21,808	11,777
		39,019	23,455
Administration:			
Allocation of accrued revenue		2,879	1,514
Allocation of cash revenue payable (overpaid)	10	(480)	675
		2,399	2,189
Deferred revenue for unclaimed free tickets on open games and other payables		5,516	2,091
TOTAL		\$188,575	\$65,806

COMPOSITION OF REVENUE AND REVENUE ALLOCATIONS (In Thousands)

The following table presents the composition of revenue and revenue allocations from September 8, 1976, the start of current lottery operations, to March 31, 1984:

	9/8/76 to 3/31/83	4/1/83 to 3/31/84	9/8/76 to 3/31/84
Revenue:			
Instant games sales	\$ 889,434	\$ 85,245	\$ 974,679
Lotto/Keno games sales	562,028	460,041	1,022,069
Daily Numbers/Win-Four games sales	526,443	344,990	871,433
Other games sales	93,168	—	93,168
Lottery ticket sales	2,071,073	890,276	2,961,349
Interest income	24,455	9,646	34,101
Old lottery interest (1976-77)	2,560	—	2,560
Other	—	112	112
Total revenue	\$2,098,088	\$900,034	\$2,998,122
Revenue Allocated to Prizes:			
Instant games (40%)	\$ 355,773	\$ 34,098	\$ 389,871
Lotto/Keno games (40%)	224,812	184,016	408,828
Daily Numbers/Win-Four games (50%)	263,221	172,495	435,716
Other games (40%)	37,267	—	37,267
Allocation of lottery ticket sales	881,073	390,609	1,271,682
Interest income	7,340	8,763	16,103
Unclaimed prizes	(9,048)	(7,370)	(16,418)
Unclaimed free tickets	(1,828)	—	(1,828)
Total revenue allocated to prizes	877,537	392,002	1,269,539
Lottery prizes paid	(839,466)	(288,432)	(1,127,898)
Balance	38,071	103,570	141,641
Current year accrual (included above)	(13,479)	(18,102)	(31,581)
Prior year accrual	—	13,479	13,479
Prizes to be paid	\$ 24,592	\$ 98,947	\$ 123,539
Allocation of prizes to be paid:			
Unclaimed and future prizes	\$ 24,592	\$ 15,721	\$ 40,313
Long-term prize obligations	—	83,226	83,226
	\$ 24,592	\$ 98,947	\$ 123,539
Revenue Allocated to Education:			
Instant games (45%)	\$ 400,245	\$ 38,360	\$ 438,605
Lotto/Keno games (45%)	252,913	207,019	459,932
Daily Numbers/Win-Four games (35%)	184,254	120,746	305,000
Other games (45%)	41,926	—	41,926
Allocation of lottery ticket sales	879,338	366,125	1,245,463
Interest income	14,531	(63)	14,468
Old lottery interest (1976-77)	2,560	—	2,560
Unclaimed prizes	9,048	7,370	16,418
Administration surplus	15,021	17,078	32,099
Other	—	32	32
Total revenue allocated to education	920,498	390,542	1,311,040
Revenue transferred for education	(897,043)	(374,978)	(1,272,021)
Balance	23,455	15,564	39,019
Current year accrual (included above)	(11,678)	(17,411)	(17,411)
Prior year accrual	—	11,678	—
Allocation of cash revenue payable	\$ 11,777	\$ 9,831	\$ 21,608
Revenue Allocated to Administration:			
Instant games (15%)	\$ 133,415	\$ 12,787	\$ 146,202
Lotto/Keno games (15%)	84,304	69,006	153,310
Daily Numbers/Win-Four games (15%)	78,967	51,749	130,716
Other games (15%)	13,975	—	13,975
Allocation of lottery ticket sales	310,661	133,542	444,203
Interest income	2,584	946	3,530
Unclaimed free tickets	1,828	—	1,828
Other	—	80	80
Administration surplus	(15,021)	(17,078)	(32,099)
Total revenue allocated to administration	300,052	117,490	417,542
Vendor and distributor commissions and contractor fees	(196,843)	(92,701)	(289,544)
Net revenue allocated to administration	103,209	24,789	127,998
Amount transferred for administrative expenses	(101,020)	(24,579)	(125,599)
Balance	2,189	210	2,399
Current year accrual (included above)	(1,514)	(2,879)	(2,879)
Prior year accrual	—	1,514	—
Allocation of cash revenue payable (overpaid)	\$ 675	\$ (1,155)	\$ (480)

Lottery Prize Winners

Mrs. Lula Aaron, who pridefully called herself a "domestic engineer," became the winner of what was believed to be the richest Lottery prize collected by a single individual in the United States at the time.

The jackpot was guaranteed at \$10 million for the March 17, 1984, drawing, but record LOTTO sales for the week pushed it up to \$10,252,940.



EDITORIALS

A deserving winner

Lula Aaron, the 54-year-old Queens housewife who has just won a record \$10 million in the New York State lottery, is our kind of woman. She handled her instant fame with wit and grace, describing herself as "a domestic engineer" and making no big deal out of her stroke of good fortune. There may be more deserving people for a smile from Lady Luck, but we can't think of any offhand. Wife of a guy who holds down two jobs to make ends meet, mother of five children and grandmother of seven, Mrs. Aaron is a living symbol of the best in American family life. It's heart-warming indeed to see her dream come true.

a two-weeks waiting period, was \$488,240. The twenty remaining payments being made annually will each be \$488,235. All installments are less twenty percent required to be withheld by Internal Revenue.

Like Mrs. Aaron, Vincent Coda took his winning of a \$7.3 million LOTTO jackpot in stride.

Mr. Coda went to work the next day, insisting that the woman whose flue was blocked needed his services more than he needed the time off, even though he had just discovered he had won "more than seven million dollars" in the New York Lottery's LOTTO game.

The sixty-year old sheet metal worker, who was carrying on a business he inherited from his father and planned to turn over to his son, was more determined to "serve my customers than look to retirement."

His six number selection, made five minutes before his agent closed down his machine for the night, won \$7,361,900 for the Lotto drawing of December 14, 1983. This exceeded the previous record high of \$5 million prize won by a single individual. Four individuals had held that distinction.

The magic of winning a million dollars or more with its promise of making lifetime dreams come true has been made possible for 203 persons by the New York State Lottery from September 8, 1976 through March 31, 1984. They come from all walks of life, policemen, clerks, housewives, secretaries, custom brokers, gasoline station attendants, delivery boys, undercover agents, seamen, bus drivers, school principals, diplomats, doctors and a maker of coffins.

All told, cash prizes including annuity interest and free tickets, valued at more than \$1.57 billion, have been awarded by the Lottery since September 8, 1976.

It was a "spur of the moment decision" to change number combinations she "had been playing for years," she said.

The winning numbers for that richest of Lottery prizes were:

02 03 05 33 39 42

Mrs. Aaron has five children and 14 brothers, whose birth dates were the basis of her winning number selection.

And her husband, Robert, had been working two jobs at the time of her win. After her win, she said, he would "quit one of them."

Mrs. Aaron is being paid her prize in 21 installments. The first, paid after

Vincent Coda savors the news that he has won \$7.3 million in the New York Lottery's LOTTO game, in the December 14, 1983, drawing. His wife, Amy, busses the 60-year old sheet metal worker from Sparrowbush, near Port Jervis in Orange County. At the time, it was the biggest LOTTO jackpot ever won by a New Yorker.



(Associated Press Photo)

Stars of ABC's hit television series "LOTTERY" congratulate William LaCroix of Pelham, winner of top prize of One Million Dollars in the MILLION DOLLAR BONUS DRAWING at New York City's Roseland on December 19, 1983. The 58-year old security guard was one of twenty finalists selected in special drawings conducted as part of the CASH PLUS Instant Lottery and LUCKY 7'S Instant Lottery games. With LaCroix, center, are TV Stars Ben Murphy, left, and Marshall Colt, right.



DORIS MATTHEWS of Ellenville proudly displays her prize—a bright red Mustang convertible—one of ten awarded in weekly drawings in the CASH PLUS INSTANT LOTTERY game.

NEW YORK LOTTERY PRIZES AWARDED

FY 76-77 — FY 83-84

FISCAL YEAR	PRIZES AWARDED
76-77	\$71,735,356
77-78	\$90,827,578
78-79	\$107,045,838
79-80	\$80,047,499
80-81	\$118,228,891
81-82	\$222,447,696
82-83	\$378,840,756
83-84	\$502,585,666
TOTAL	\$1,571,759,280

INCLUDES FREE TICKET PRIZES AND ANNUITIES

BIG PRIZE WINNERS

(September 8, 1976-March 31, 1984)

\$1,000,000 or more	203
\$700,000-\$999,000	41
\$500,000-\$699,000	78
\$200,000-\$499,000	87
\$100,000-\$199,000	100

IT'S THE NEW YORK LOTTERY'S
**BROADWAY
 BONANZA GETAWAY!**



Fred and Janet Williams of Middletown pause as they enter the Imperial Theater for a showing of "Dream Girls," Tony and Grammy winner.



Happiness is a Broadway Bonanza Weekend in New York City.

Every week in Fiscal 1983-84, the New York Lottery picked from mailed-in entries a winner of a Friday-through-Monday stay in the Big Apple. All expenses paid, plus spending money. All that was needed to enter was four losing Lottery tickets.

Lottery Director John D. Quinn is shown in the photo above welcoming Louise and Francis Johnson of Gloversville.

The Broadway Bonanza Weekend was, in the words of many winners, "the kind you dream of, but never were ever able to afford."


The winners came from all across the State.

They enjoyed a Friday-through-Monday round of entertainment, dining and just "being waited on."

After being delivered from their home to the Great White Way, they enjoyed:

Three-nights at the Plaza Hotel, limousine service, breakfast-in-bed, lunch and dinner at the best restaurants, Broadway's best and brightest hits, major sports events and the Big Apple's most noted cultural attractions. In addition, they received \$100 in spending money and had the tax liability on their winnings paid.

It was a weekend, in the words of a winner, that "Will last the rest of our lives."



Even though she lived in New York City, Mary Lee enjoyed a "treat of a lifetime" during her Broadway Bonanza Weekend that included Rodgers & Hart's "On Your Toes."



John and Mary Carroll of Brooklyn enjoy a personal greeting from Miss USA.



On their way to see one of Broadway's biggest hits (of two generations) "42nd Street" are Lisa and Carl Witson of Hopewell Junction.



Rose and Samuel Rotfus of South Nyack enjoy a leisurely (and luxurious) lunch at Central Park's Tavern-on-the-Green.



Ernest Duncan Jr. of Poughkeepsie is welcomed to the Plaza Hotel.



Lotto Tops Lottery in Game Sales

LOTTO set a record breaking pace in leading the New York Lottery to its record \$890.3 million in tickets sold in Fiscal 1983-84.

Pioneered in New York State in 1978 and carefully nurtured through some difficult early years, LOTTO has emerged as the State's (and nation's) most popular lottery game ever.

LOTTO sales reached a record high of \$460,041,000 in Fiscal 1983-84, the best single year ever for any Lottery game.

LOTTO sales represented more than half of all Lottery sales in 1983-84. It was more than 64 percent higher than the previous year.

Sales by games in 1983-84 were as follows:

LOTTO	\$460. million
NUMBERS	\$276.6 million
WIN 4	\$ 68.5 million
INSTANT	\$ 85.2 million
TOTAL	\$890.3 million

On its way to the record year, LOTTO set several other new peaks in sales. It established a one-week record of \$14,495,046 for the week of March 11 through March 17, 1984.

That week was also a record for a single week of Lottery sales — \$23,095,214.

ACTUAL SALES BY GAME

YEAR	MILLIONS OF DOLLARS						
	INSTANT	WEEKLY	OLYMPIC	NUMBERS	WIN-4	LOTTO	TOTAL
76-77	186.9 (95%)	9.6 (5%)	—	—	—	—	196.5
77-78	155.4 (79%)	40.4 (21%)	—	—	—	—	195.8
78-79	155.7 (83%)	10.9 (6%)	15.1 (8%)	—	—	6.4 (3%)	188.1
79-80	118.2 (64%)	4.4 (2%)	12.8 (7%)	—	—	49.2 (27%)	184.6
80-81	92.9 (39%)	—	—	65.4 (28%)	—	77.9 (33%)	236.2
81-82	93.1 (22%)	—	—	168.8 (40%)	13.7 (3%)	149.3 (35%)	424.9
82-83	87.1 (13.5%)	—	—	237.0 (36.7%)	41.6 (6.5%)	279.3 (43.3%)	645
83-84	85.2 (9.6%)	—	—	276.6 (31.1%)	68.5 (7.7%)	460 (51.7%)	890.3
TOTAL	974.5 (32.9%)	65.3 (2.2%)	27.9 (0.9%)	747.8 (25.3%)	123.8 (4.2%)	1022.1 (34.5%)	2961.4

(% OF TOTAL)

The Lottery is Good for Business

Many share in the New York Lottery's success.

Just about every hometown across New York State, from Ocean Beach to Oneida, from Tonawanda to Troy, from White Plains to Watertown, from Glens Falls to Glen Cove has benefited from the Lottery's successful performance.

The benefits have been spread across the entire business spectrum – from the small store ticket seller to the contractors providing the sophisticated technology for a vast network of automated terminals.

\$289.5 million!

That's the money the New York State Lottery has pumped into the State's private economy since it put its first ticket on sale on September 8, 1976.

These are the shareholders in the Lottery's success:

Ticket sellers	\$178.4 million
Distributors and banks	\$19.5 million
Contractors	\$91.6 million.

Ticket sellers earned commissions on their sales, distributors, banks and contractors collected fees for their services.

The Lottery, indeed, has been good for business.

For many small business operations, the commissions realized in the sale of Lottery products have been the difference between financial success or economic failure; operations which employ many thousands have been able to survive the distressful economic conditions of recent years.

THE LOTTERY IS GOOD FOR BUSINESS

FEES AND COMMISSIONS

SEPT 76-MAR 84

(MILLIONS OF DOLLARS)

COMMISSIONS TO SALES AGENTS	\$178.4
DISTRIBUTION FEES TO BANKS AND DISTRIBUTORS	\$19.5
CONTRACTORS FEES	\$91.6
<hr/>	
TOTAL	\$289.5